

mit ~~violin~~ ~~viola~~

spillo, Ahndung, ~~...~~, ~~...~~

The image shows a page of handwritten musical notation on ten staves. The notation is dense and includes various musical symbols such as notes, rests, and accidentals. A large, bold diagonal slash is drawn across the entire page from the top right to the bottom left, indicating that the score is either cancelled or a placeholder. The text at the top, written in cursive, includes the words "mit ~~violin~~ ~~viola~~" and "spillo, Ahndung, ~~...~~, ~~...~~". The musical notation itself is somewhat chaotic, with many notes and lines that appear to be scribbled or heavily corrected. There are also some numbers and other markings scattered throughout the staves, such as "4-3" and "60".

Stage 1: Sketch of Primary Elements

683

Er ist ein Kerl

This musical score is a sketch of primary elements. It consists of three staves. The top staff is a vocal line with the lyrics "Er ist ein Kerl". The middle staff is a piano accompaniment. The bottom staff is a bass line. The notation is sparse and sketchy, with many notes and rests that are not fully defined.

Stage 3: Notation of Primary Elements

683

Er ist ein Kerl

This musical score shows the notation of primary elements. It consists of three staves. The top staff is a vocal line with the lyrics "Er ist ein Kerl". The middle staff is a piano accompaniment. The bottom staff is a bass line. The notation is more complete than in Stage 1, with more defined notes and rests.

Stage 2: Revision

683

Er ist ein Kerl

This musical score shows a revision of the primary elements. It consists of three staves. The top staff is a vocal line with the lyrics "Er ist ein Kerl". The middle staff is a piano accompaniment. The bottom staff is a bass line. The notation is more refined than in Stage 1, with more defined notes and rests.

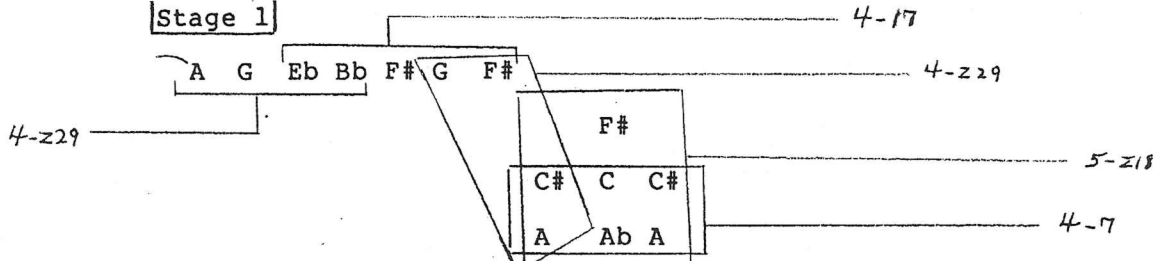
Stage 4: Revision

683

Er ist ein Kerl

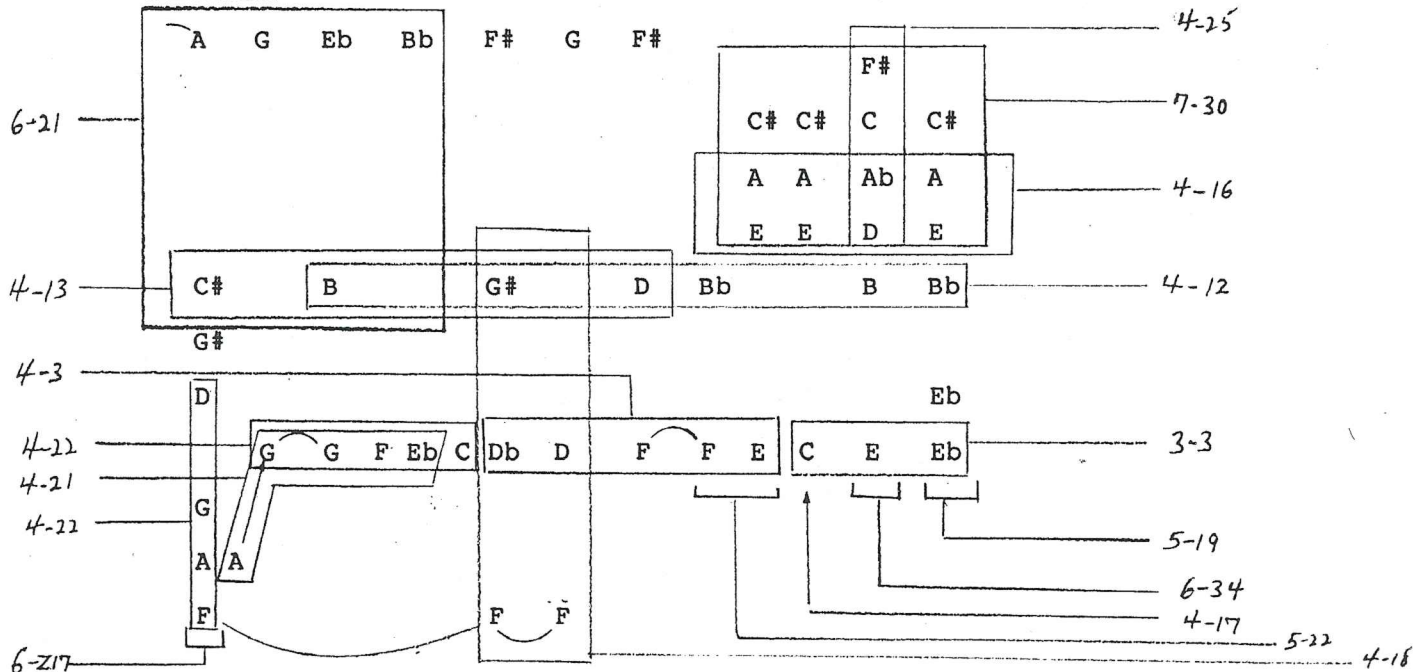
This musical score shows a final revision of the primary elements. It consists of three staves. The top staff is a vocal line with the lyrics "Er ist ein Kerl". The middle staff is a piano accompaniment. The bottom staff is a bass line. The notation is the most refined and complete of the four stages, with all notes and rests clearly defined.

Stage 1

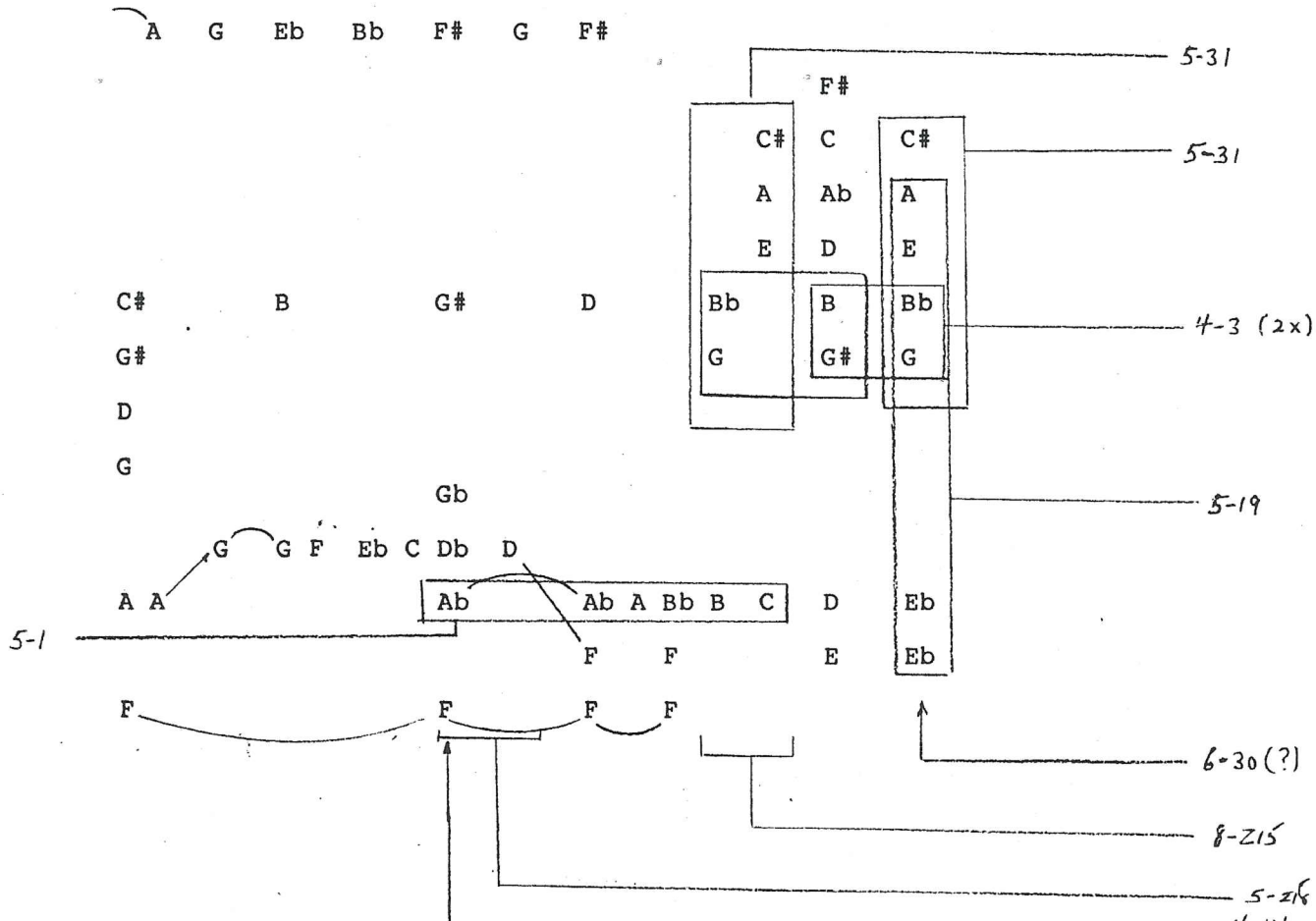


Stage 2 (revision of rhythm only)

Stage 3



Stage 4



(VERIO)

Abschluss Kampf

Abschluss Kampf

Begleitfigur

16/11  
16/11  
16/11

Begleitfigur für Kampf

Variation

Höhepunkt

Begleitfigur für Kampf Variation

bedeutsam

trioletto  
B V

etc

etc

erhöht

Antwort

Handwritten musical notation on a staff, including notes and rests.

Act I, sc. 5

74

Trp u. 4 Fl  
 f  
 Trp u. Ggn  
 f  
 Trp u. 4 Ob  
 f  
 4 Hörner u. Vel

I  
 f (Fl Ob - - - - -)

II  
 (Hr)

4-18: (6,9,11)

665 accel. - - - - - a tempo

Vorhang rasch auf - - - - -

I  
 cresc-  
 hoch  
 sehr hoch  
 -mf  
 Pos  
 Hf  
 (Br Vel)

Br Vel f  
 gravitatisch

II  
 cresc  
 (Hände weg)

6 6

4-20

t.o.f

5. Szene Straße vor Mariens Tür (Abenddämmerung)

Marie steht bewundernd vor dem Tambourmajor *parlando*

accel. - - - - - a la marcia

Marie

Geh ein - mal vor Dich hin! Ü - ber die

Tambourmajor in Positur - - - - - macht einige Marschschritte (im Takt)

mp  
 Hr p  
 Hr  
 Fl dazu  
 Fl, Ob  
 Blech(u. Schlagwerk) - - - - - f  
 Hr  
 Fag  
 Pos  
 Tub  
 mf

3-3 4-19

5-28  
 (6,9,11)  
 24-7

4-23

6-1

5-28: (4,6,9,11)  
 5-27  
 5-3

4-19: [10, 2, 5, 6]

4-21: WDT

670

molto rit. - - - - - a tempo (Andante affettuoso)

poco cresc - - - - -

Marie  
Brust wie ein Stier und ein Bart wie ein

Gg 4-3  
Kl. 3  
Hrn p  
Vcl  
K Bs col leg  
Flag

long chromatic descent to F m. 682

Marie  
Lö we. So ist Ker - - - - - ner!

4-18 almost Wal  
3-7  
4-14  
4-18: [10, 1, 9, 2]  
Gg  
Flu Ob  
Br fp  
K Bs col leg  
Flag

675

cantabile

Marie  
Ich bin stolz vor al - len Wei - bern!

Holz dazu  
f hohes Tamtam  
2 Es Kl  
Pos Xyl  
Br (Fag)  
Hr dazu  
K Bs gewöhnl  
Flag

4-17  
4-18  
4-13  
Tamb. motto  
4-13



685

Bewundernd:

tritt vor ihn hin

Maria

Mann!

*ff*

*molto*

3

4-24

4-24

4-3

4-3

4-16

3

*fp*

*cresc*

Pos Hfe

*f* Str

\* Red. F-B

5-17: [4,5,8,10,11]

6-45: [5,6,7,10,11]

5-26: [5,7,9,10,11]

Tambourmajor

Und Du bist auch ein Weibs - bild!

Some woman

4-26

6

4-16

4 Ob *H*

*mf*

*sfz pp*

Pos *p*

Str

*fp*

3

4-25: [1,11,10]

4-8:

690

Sap - perment!

Wir wol - len ei - ne Zucht von Tambour - ma - jors an - le - gen.

brech

Start

kl Tr

*p*

kl Tr

*p*

H Pos

Trp *H*

*p*

(Str)

*fp*

*hoch*

Str

*fp*

Tub

*mf*

Vlc

*p*

Tub

*mf*

4-13

4-27